

Scaled data based on original data using
LM-79-08 Approved Method: Electrical and Photometric Measurements of Solid-
State Lighting Products

Test Report Prepared for
Cooper Lighting Solutions
(formerly Eaton)

Brand: McGRAW-EDISON

Report Number: P144969

Luminaire Tested: **CNC-E02-LED-E1-GL2-7030**

Issue Date: 3/3/2020

Test Information

Test Method: LM-79-08
Report Number: P144969
REPORT IS SCALED FROM IESNA LM-79-08 TEST DATA (P33701)
Test Lab: INNOVATION CENTER-P3
Issue Date: 3/3/2020
Manufacturer: COOPER LIGHTING SOLUTIONS (FORMERLY EATON)
Product Line: MCGRAW-EDISON
Catalog Number: CNC-E02-LED-E1-GL2-7030
Description: CONCISE LED LUMINAIRE
(2) LIGHTBARS WITH AccuLED OPTICS - TYPE 2 W/ GLARE CONTROL
Light Source: (42) 3000K CCT, 70 CRI LEDs
Ballast/Driver: -

Summary

Lumens per Lamp: N/A
Luminaire Lumens: 5348.5 lumens
Efficiency: N/A
Efficacy: 102.7 lumens/watt
Luminous Opening: Rectangular (W 0.33' x L: 1' x H: 0')
IES Classification: Type II - Short - Semi-Cutoff
BUG Rating: B1 - U0 - G1

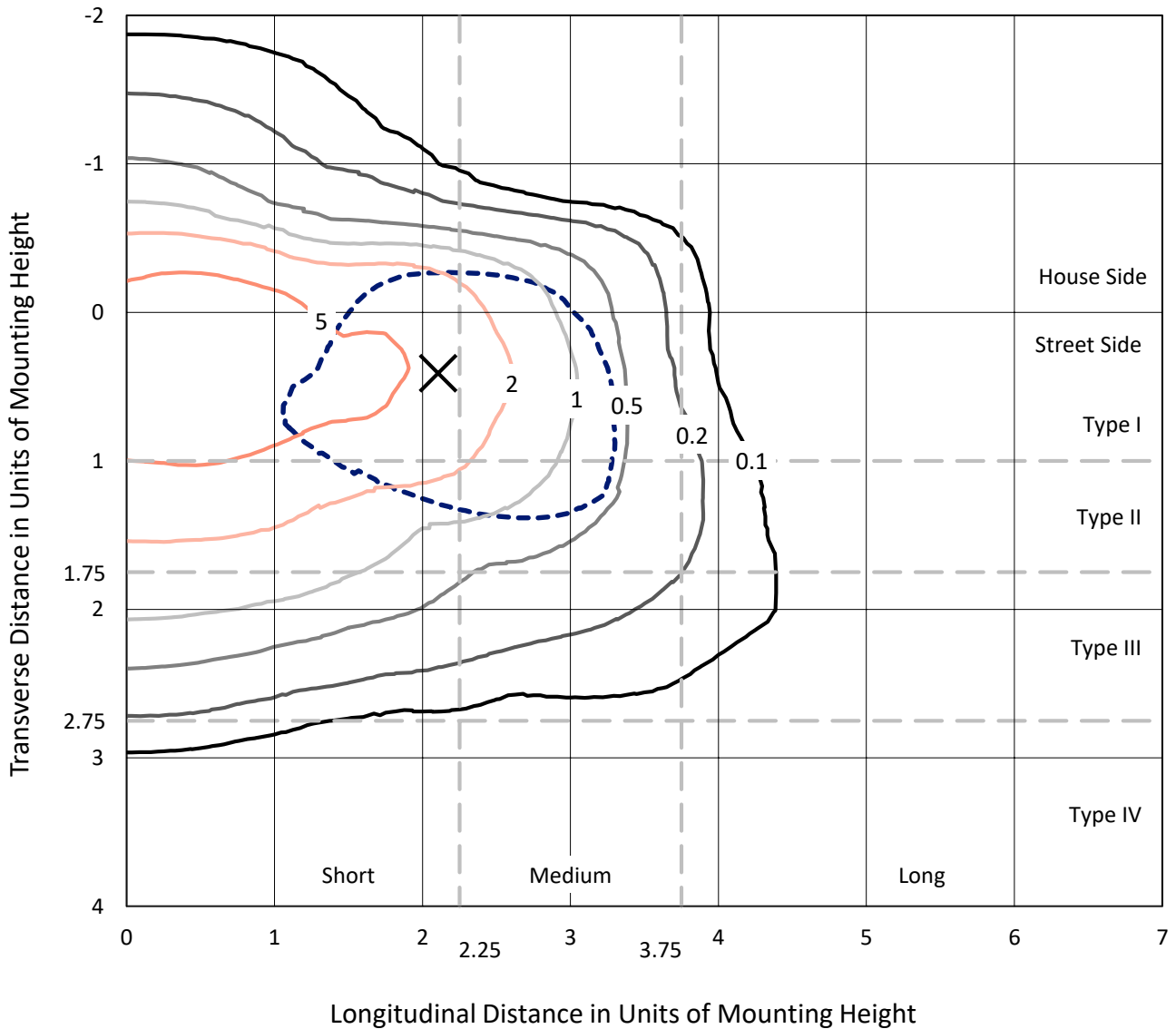
Input Watts (W): 52.1
Input Voltage (V): NR
Input Current (Ain): NR
Voltage Rise (V): NR
Power Factor: NR
Total Harmonic Distortion (THDi): NR
Frequency (hertz): 60
Stabilization Time: NR
Operation Time: NR
Ambient Temperature (°C): NR
Test Distance: 25 FT



REPORT NUMBER: P144969
 CATALOG NUMBER: CNC-E02-LED-E1-GL2-7030

Iso-Footcandle Lines of Horizontal Illumination

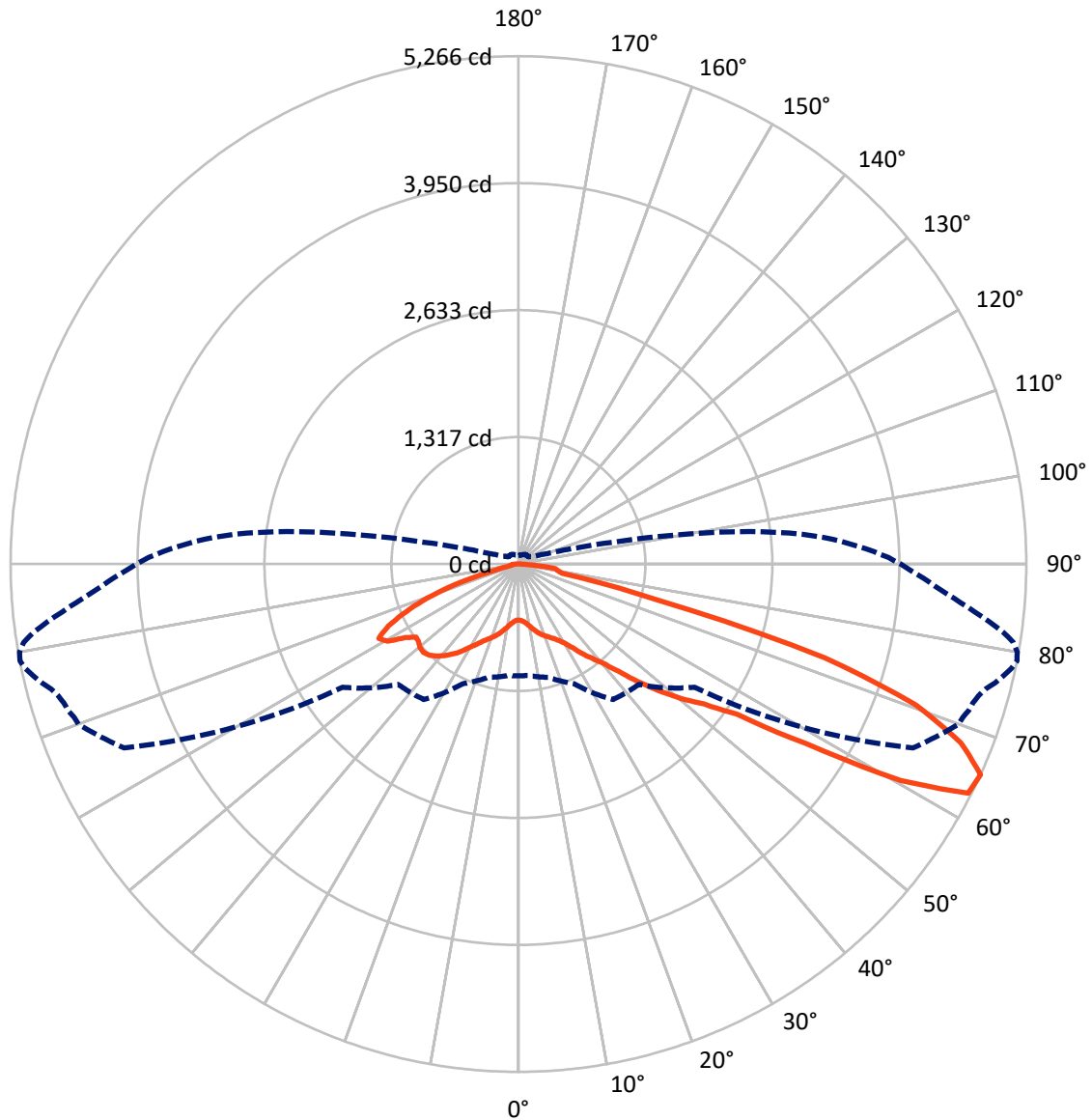
× Max cd
 - - - 1/2 Max cd



Based on 10 foot mounting height. Maximum calculated value = 7.5 fc
 Type II - Short - Semi-Cutoff

REPORT NUMBER: P144969
CATALOG NUMBER: CNC-E02-LED-E1-GL2-7030

Luminous Intensity Polar Plot



— Vertical Plane Through 79-Deg Lateral - - - Horizontal Cone Through 65-Deg Vertical

REPORT NUMBER: P144969

CATALOG NUMBER: CNC-E02-LED-E1-GL2-7030

FLUX DISTRIBUTION:

		Downward	Upward	Total
House Side	Lumens	1214.1	0.0	1214.1
	% Fixture	22.7	0.0	22.7
Street Side	Lumens	4134.5	0.0	4134.5
	% Fixture	77.3	0.0	77.3
Total	Lumens	5348.5	0.0	5348.5
	% Fixture	100.0	0.0	100.0

Coefficient of Utilization

ZONAL LUMENS:

Zone	Lumens	% Fixture
0°-10°	57.7	1.1
10°-20°	187.8	3.5
20°-30°	323.8	6.1
30°-40°	528.0	9.9
40°-50°	881.5	16.5
50°-60°	1191.9	22.3
60°-70°	1480.7	27.7
70°-80°	592.9	11.1
80°-90°	104.2	1.9
90°-100°	0.0	0.0
100°-110°	0.0	0.0
110°-120°	0.0	0.0
120°-130°	0.0	0.0
130°-140°	0.0	0.0
140°-150°	0.0	0.0
150°-160°	0.0	0.0
160°-170°	0.0	0.0
170°-180°	0.0	0.0
0°-90°	5348.5	100.0
0°-180°	5348.5	100.0



REPORT NUMBER: P144969

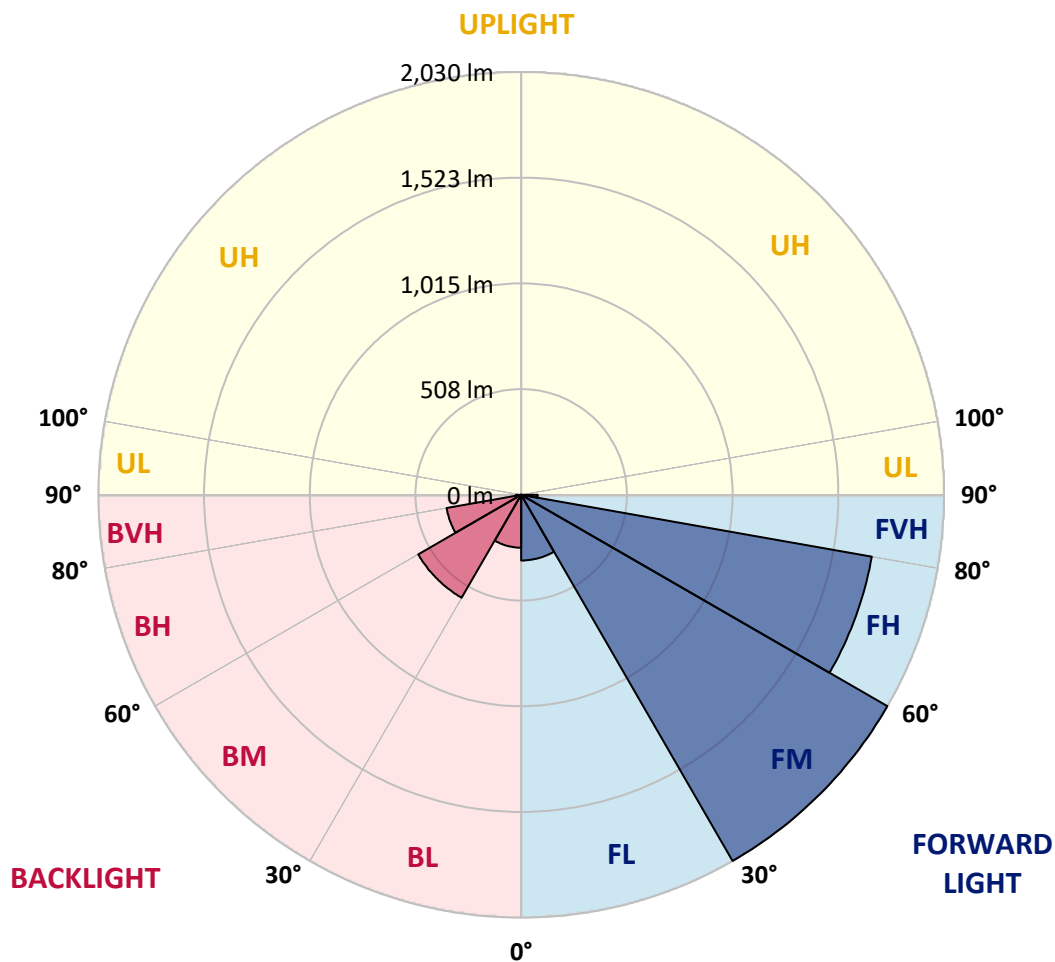
CATALOG NUMBER: CNC-E02-LED-E1-GL2-7030

LUMINAIRE CLASSIFICATION SYSTEM LUMEN TABLE AND BUG RATING:

Zone		Lumens	% Fixture	Zone Rating/Lumen Limit		
				B	U	G
FL	(0°-30°)	315.4	5.9			
FM	(30°-60°)	2030.4	38.0			
FH	(60°-80°)	1709.7	32.0			G1/1800
FVH	(80°-90°)	79.0	1.5			G1/100
BL	(0°-30°)	253.9	4.7	B1/500		
BM	(30°-60°)	571.0	10.7	B1/1000		
BH	(60°-80°)	363.9	6.8	B1/500		G1/500
BVH	(80°-90°)	25.2	0.5			G1/100
UL	(90°-100°)	0.0	0.0		U0/0	
UH	(100°-180°)	0.0	0.0		U0/0	

BUG Rating: B1-U0-G1

Type II Short





REPORT NUMBER: P144969

CATALOG NUMBER: CNC-E02-LED-E1-GL2-7030

CANDELA DISTRIBUTION (FULL):

	0°	5°	15°	25°	35°	45°	55°	65°	70°	71°	72°
0°	581.3	581.3	581.3	581.3	581.3	581.3	581.3	581.3	581.3	581.3	581.3
2.5°	585.6	585.3	587.1	588.6	588.6	589.3	588.9	586.7	587.1	587.8	587.1
5°	592.2	590.8	592.6	594.8	596.2	598.1	599.9	600.3	601.7	601.7	601.3
7.5°	606.5	605.4	607.9	608.7	611.9	614.9	618.5	621.1	622.5	623.3	624.4
10°	630.9	630.2	630.9	632.4	633.9	637.2	643.4	648.8	652.1	652.1	653.6
12.5°	660.5	657.6	658.3	655.4	656.2	663.1	670.4	679.5	685.0	685.7	686.5
15°	683.6	682.1	681.0	677.0	679.9	689.0	700.4	713.5	718.3	722.3	721.9
17.5°	705.1	703.3	700.7	695.2	698.2	712.8	729.9	744.6	752.6	753.3	754.1
20°	730.7	728.5	723.7	712.4	711.7	732.1	755.2	770.9	778.2	781.5	782.6
22.5°	763.2	760.3	751.5	729.6	723.7	747.9	775.3	794.6	802.3	805.6	807.4
25°	804.8	799.0	785.1	750.8	738.7	763.9	796.8	820.2	830.8	834.1	836.3
27.5°	842.5	838.1	821.3	780.7	759.9	785.5	823.1	853.1	867.7	871.7	875.0
30°	886.3	880.1	866.6	823.5	795.7	818.4	866.2	904.2	922.1	922.5	929.8
32.5°	989.3	985.3	972.9	925.4	878.6	880.1	924.7	976.9	994.8	997.7	1004.3
35°	1142.1	1140.6	1140.2	1113.9	1079.2	1043.4	1046.7	1086.5	1098.6	1103.3	1105.5
37.5°	1242.5	1255.3	1286.4	1305.4	1296.6	1304.3	1264.1	1215.5	1208.5	1203.4	1205.6
40°	1329.1	1340.4	1403.3	1491.0	1544.3	1581.9	1546.5	1397.4	1341.9	1325.8	1319.6
42.5°	1380.3	1393.0	1482.9	1623.2	1759.1	1848.3	1857.8	1650.6	1509.6	1507.8	1484.4
45°	1408.0	1420.8	1528.2	1717.1	1909.3	2070.0	2153.3	1962.2	1755.1	1739.7	1707.2
47.5°	1402.5	1414.6	1526.4	1751.8	1998.0	2217.2	2383.8	2277.2	2038.2	2001.3	1956.4
50°	1335.7	1344.5	1461.7	1695.2	1974.3	2278.6	2541.7	2566.1	2358.6	2308.6	2241.4
52.5°	1266.6	1282.3	1379.5	1594.7	1866.5	2240.6	2635.9	2829.2	2657.8	2623.5	2537.3
55°	1229.4	1241.8	1321.1	1504.8	1752.9	2110.9	2675.0	3077.3	3021.4	3007.5	2946.5
57.5°	1227.9	1240.0	1303.2	1450.4	1660.5	1975.8	2686.3	3460.5	3624.5	3628.2	3610.7
60°	1287.8	1300.2	1353.2	1476.7	1632.0	1859.9	2645.8	4004.1	4366.5	4398.7	4452.4
62.5°	1296.2	1302.1	1366.0	1532.6	1735.7	1773.4	2478.8	4456.8	4876.6	4906.2	4935.7
65°	1159.6	1159.2	1215.9	1369.3	1714.2	1764.6	2227.8	4512.3	4856.1	4874.0	4910.9
67.5°	864.8	857.5	889.6	1029.9	1360.2	1766.8	1930.5	4093.3	4477.6	4511.6	4524.0
70°	445.7	457.0	479.0	564.8	863.7	1422.3	1658.3	3453.6	3930.7	3943.5	3987.7
72.5°	183.0	178.3	193.3	237.5	432.2	940.0	1371.9	2725.4	3246.4	3237.6	3245.7
75°	101.9	103.4	107.8	123.9	210.1	472.0	1178.6	1929.4	2207.8	2056.5	2010.8
77.5°	81.8	82.6	82.9	85.9	114.7	251.7	904.6	1270.7	1110.3	1031.0	1000.7
80°	59.9	63.9	68.3	69.0	78.9	142.8	496.1	1069.7	937.1	871.3	817.3
82.5°	48.2	50.1	59.6	61.0	62.8	85.1	224.7	1004.7	933.4	866.2	791.7
85°	28.9	32.1	48.6	49.0	49.7	51.9	124.2	409.2	508.9	449.7	411.7
87.5°	10.2	13.2	24.1	20.1	25.6	21.2	54.4	137.0	168.8	160.4	142.1
90°	0.0	0.0	0.0	0.0	0.0	0.0	0.0	0.0	0.0	0.0	0.0



REPORT NUMBER: P144969

CATALOG NUMBER: CNC-E02-LED-E1-GL2-7030

CANDELA DISTRIBUTION (continued):

	73°	74°	75°	76°	77°	78°	79°	80°	81°	82°	83°
0°	581.3	581.3	581.3	581.3	581.3	581.3	581.3	581.3	581.3	581.3	581.3
2.5°	586.7	586.7	587.5	587.1	587.1	587.1	587.1	586.4	586.4	585.3	586.0
5°	601.3	601.0	601.3	601.7	601.3	602.1	601.7	601.3	601.7	601.3	601.7
7.5°	624.7	622.9	625.5	624.0	623.6	625.8	624.7	625.8	626.2	625.8	625.5
10°	654.3	655.4	655.4	655.4	654.7	656.9	657.2	658.0	658.3	659.8	659.8
12.5°	688.3	688.7	690.1	689.8	690.5	693.1	694.9	695.2	695.6	696.7	695.2
15°	724.8	725.6	725.6	728.9	727.8	731.4	732.5	732.5	732.9	737.3	737.6
17.5°	757.4	757.4	760.3	760.3	763.2	763.9	767.2	767.6	769.0	773.1	773.4
20°	784.8	786.2	788.0	790.2	791.3	793.5	795.7	797.9	799.7	803.0	803.4
22.5°	810.7	812.2	815.1	816.5	819.1	820.6	822.4	824.9	827.9	832.2	833.3
25°	840.6	842.1	845.4	847.6	850.5	852.7	856.0	859.3	861.1	865.5	868.8
27.5°	878.6	883.0	887.4	888.5	890.7	895.8	900.2	904.6	908.6	910.8	914.8
30°	934.2	934.2	943.3	943.3	947.3	952.1	955.0	959.7	967.1	969.2	974.4
32.5°	1008.7	1010.5	1013.8	1023.7	1031.0	1033.2	1035.4	1042.3	1046.7	1052.2	1058.4
35°	1115.0	1116.8	1118.7	1128.2	1136.6	1138.8	1141.0	1145.3	1152.6	1162.1	1159.2
37.5°	1210.4	1211.5	1217.3	1227.9	1232.7	1238.5	1240.3	1248.4	1252.4	1261.2	1261.5
40°	1325.1	1322.5	1325.8	1337.9	1345.2	1344.8	1350.7	1365.3	1368.2	1372.2	1382.4
42.5°	1485.1	1475.6	1485.8	1489.9	1500.8	1507.8	1519.4	1529.3	1536.3	1551.6	1558.9
45°	1691.9	1682.0	1690.4	1692.3	1714.9	1721.8	1739.4	1752.5	1767.5	1785.1	1790.2
47.5°	1927.5	1909.3	1899.0	1910.4	1937.4	1948.7	1965.9	1978.3	1994.0	2003.2	2000.2
50°	2200.4	2156.6	2136.1	2130.3	2149.7	2165.7	2192.4	2198.3	2205.6	2205.2	2205.6
52.5°	2504.8	2459.1	2416.4	2386.8	2383.8	2405.4	2412.0	2413.4	2411.2	2394.8	2384.6
55°	2902.3	2899.0	2854.0	2792.7	2788.6	2786.1	2747.7	2743.0	2734.2	2709.0	2674.3
57.5°	3623.4	3660.0	3630.4	3628.9	3596.8	3575.6	3505.1	3470.0	3433.1	3364.8	3310.3
60°	4457.1	4510.1	4539.4	4552.1	4615.0	4615.0	4557.3	4507.6	4447.7	4343.5	4242.0
62.5°	4959.1	5005.5	5048.6	5116.2	5196.2	5231.7	5234.6	5190.4	5114.8	4996.0	4852.4
65°	4927.3	4961.7	5013.9	5093.6	5159.7	5223.3	5266.0	5252.5	5194.8	5076.0	4919.7
67.5°	4567.5	4617.5	4685.1	4758.6	4819.9	4879.8	4948.9	4954.0	4938.7	4825.8	4684.4
70°	4012.2	4076.5	4119.2	4211.6	4239.4	4300.1	4369.5	4402.7	4377.9	4290.9	4208.0
72.5°	3259.6	3310.3	3317.7	3277.5	3291.3	3306.3	3323.1	3245.3	3215.4	3099.2	3045.8
75°	1976.5	1909.6	1853.4	1797.5	1630.5	1571.3	1480.4	1301.0	1280.5	1157.4	1071.9
77.5°	940.0	911.9	861.1	776.0	662.7	554.2	460.0	373.7	341.6	281.3	239.7
80°	786.9	753.3	707.7	644.5	565.2	486.3	411.7	347.8	283.5	230.9	184.5
82.5°	721.9	663.5	599.2	544.7	488.8	435.1	385.1	327.3	293.4	236.7	193.3
85°	365.0	319.7	259.0	218.1	184.1	149.8	129.7	110.7	98.6	78.5	68.3
87.5°	122.4	100.1	74.5	63.2	57.0	49.0	44.9	42.7	41.6	36.9	32.9
90°	0.0	0.0	0.0	0.0	0.0	0.0	0.0	0.0	0.0	0.0	0.0



REPORT NUMBER: P144969

CATALOG NUMBER: CNC-E02-LED-E1-GL2-7030

CANDELA DISTRIBUTION (continued):

	84°	85°	86°	87°	88°	89°	90°	91°	92°	93°	94°
0°	581.3	581.3	581.3	581.3	581.3	581.3	581.3	581.3	581.3	581.3	581.3
2.5°	586.0	586.0	586.0	586.0	585.6	585.6	585.6	585.6	585.6	585.6	586.0
5°	601.0	601.0	601.3	602.4	600.3	601.0	601.7	600.6	601.7	600.6	602.1
7.5°	625.1	626.2	625.5	626.9	626.2	628.4	626.9	625.8	626.6	626.6	626.9
10°	659.1	660.5	659.4	660.2	660.2	661.6	659.8	660.2	660.5	659.8	660.2
12.5°	696.7	697.4	697.1	699.3	698.2	699.3	698.2	699.6	700.4	701.1	701.1
15°	737.6	738.4	740.5	740.2	742.4	741.6	742.0	740.2	743.8	741.6	742.4
17.5°	775.3	774.9	777.8	778.9	779.3	779.6	780.7	779.3	779.6	780.7	780.0
20°	804.5	807.0	807.8	810.7	812.9	813.6	813.2	814.3	815.8	814.3	814.3
22.5°	835.5	839.2	840.3	842.1	844.3	844.7	846.9	848.0	848.7	848.3	848.7
25°	872.8	875.4	877.9	881.6	884.1	884.5	886.3	887.8	888.1	887.8	890.0
27.5°	918.5	921.8	925.0	929.4	932.3	933.1	937.1	937.1	939.3	940.4	941.1
30°	977.3	978.4	986.8	991.2	990.1	995.2	1000.7	1000.3	1002.9	1003.6	1005.4
32.5°	1062.8	1062.8	1070.1	1075.6	1081.4	1079.6	1088.0	1086.5	1090.5	1092.7	1091.6
35°	1166.5	1170.2	1175.7	1179.0	1185.2	1188.5	1194.3	1197.6	1199.4	1199.0	1195.0
37.5°	1273.6	1279.4	1281.6	1289.7	1295.9	1301.3	1302.1	1298.4	1299.9	1292.6	1290.4
40°	1396.0	1404.4	1409.5	1421.5	1420.8	1427.7	1428.5	1417.9	1416.1	1406.6	1396.7
42.5°	1566.9	1578.6	1582.7	1591.8	1584.5	1587.8	1569.5	1565.1	1550.5	1535.2	1512.9
45°	1797.5	1791.6	1794.2	1791.6	1772.3	1758.0	1743.0	1721.5	1699.9	1670.3	1638.6
47.5°	2000.2	2003.2	1984.2	1972.1	1940.7	1920.6	1893.2	1855.6	1829.3	1789.4	1747.4
50°	2197.2	2164.6	2138.0	2110.2	2082.4	2045.5	2004.3	1971.0	1932.6	1883.0	1831.5
52.5°	2357.2	2315.2	2283.0	2243.6	2205.9	2165.0	2121.9	2073.7	2023.3	1973.6	1910.0
55°	2640.7	2579.7	2538.4	2469.3	2426.6	2369.2	2335.6	2273.1	2203.0	2137.2	2069.7
57.5°	3249.0	3157.6	3110.5	3071.4	3004.9	2910.7	2850.7	2748.1	2648.0	2577.8	2465.3
60°	4165.2	4072.4	3994.3	3901.8	3799.9	3672.0	3615.0	3494.1	3350.9	3235.1	3086.4
62.5°	4736.3	4608.0	4481.3	4351.6	4249.3	4149.2	4031.2	3909.1	3767.4	3609.9	3447.3
65°	4759.3	4605.5	4453.9	4321.6	4201.8	4071.7	3961.0	3837.2	3688.1	3525.9	3357.1
67.5°	4520.4	4348.3	4185.7	4040.7	3903.7	3783.1	3667.3	3550.7	3391.1	3255.2	3082.4
70°	4044.3	3887.2	3740.0	3574.9	3470.0	3334.5	3221.6	3098.8	2984.5	2857.3	2695.5
72.5°	2970.6	2852.2	2684.2	2614.0	2557.7	2414.2	2330.1	2319.9	2246.8	2094.5	1973.6
75°	1104.8	940.4	890.7	920.3	871.0	887.4	881.2	846.1	847.6	821.6	791.0
77.5°	216.3	200.9	188.9	192.2	178.7	172.8	185.2	181.6	175.0	176.8	173.9
80°	147.2	124.6	112.9	108.5	103.0	100.5	99.7	98.6	96.4	95.4	92.1
82.5°	145.0	107.8	85.1	73.1	68.7	66.5	64.7	64.3	63.6	63.2	64.3
85°	57.7	46.8	42.7	39.1	38.0	36.9	36.9	36.5	36.2	36.9	38.4
87.5°	28.1	23.7	21.6	19.7	19.0	18.6	18.6	19.0	19.4	20.8	23.7
90°	0.0	0.0	0.0	0.0	0.0	0.0	0.0	0.0	0.0	0.0	0.0



REPORT NUMBER: P144969

CATALOG NUMBER: CNC-E02-LED-E1-GL2-7030

CANDELA DISTRIBUTION (continued):

	95°	96°	97°	98°	99°	100°	101°	102°	103°	104°	105°
0°	581.3	581.3	581.3	581.3	581.3	581.3	581.3	581.3	581.3	581.3	581.3
2.5°	585.3	585.6	584.9	585.3	584.9	584.2	583.8	584.9	584.5	584.2	584.2
5°	600.3	601.7	601.0	600.3	600.3	599.9	599.9	599.9	599.5	599.9	598.8
7.5°	626.2	625.8	625.8	625.1	624.4	625.1	624.7	623.6	624.0	623.3	622.2
10°	659.4	658.3	660.2	660.2	658.7	658.3	657.6	656.5	656.5	655.4	655.4
12.5°	698.9	697.8	700.4	698.5	696.3	696.0	693.8	693.1	694.1	693.8	693.1
15°	739.1	739.4	740.5	740.2	737.6	737.6	734.7	735.1	732.9	732.1	730.3
17.5°	778.2	778.5	777.4	777.4	775.6	774.5	771.2	771.6	770.1	767.2	765.0
20°	813.2	812.9	810.3	812.5	808.9	808.1	805.2	802.3	803.0	800.1	795.7
22.5°	847.6	846.9	846.1	845.0	843.2	842.5	839.2	838.8	835.2	830.8	827.1
25°	887.4	887.0	885.9	886.3	882.7	883.0	877.2	875.7	873.5	868.8	865.9
27.5°	938.9	938.9	936.0	934.9	933.8	932.3	927.2	923.6	918.1	912.6	906.8
30°	1002.1	1001.4	1000.7	997.7	993.7	991.5	982.4	976.6	969.2	959.0	950.2
32.5°	1092.4	1086.2	1081.0	1074.5	1067.9	1060.9	1046.7	1036.8	1025.1	1008.7	994.8
35°	1192.8	1182.2	1176.8	1163.2	1150.8	1136.9	1119.8	1099.7	1083.6	1062.0	1039.4
37.5°	1275.8	1267.7	1253.1	1237.8	1220.2	1193.9	1174.6	1153.0	1124.9	1101.1	1073.7
40°	1378.1	1359.8	1339.0	1313.4	1289.3	1259.7	1233.0	1202.0	1167.6	1133.3	1097.5
42.5°	1485.5	1457.3	1423.0	1393.4	1356.9	1318.1	1283.4	1241.4	1197.6	1151.6	1103.7
45°	1595.1	1560.4	1514.7	1472.7	1421.9	1373.3	1323.6	1266.3	1206.4	1145.0	1084.7
47.5°	1695.5	1644.8	1592.9	1536.3	1477.8	1415.3	1344.8	1269.6	1190.6	1109.9	1034.6
50°	1774.5	1710.9	1645.5	1580.1	1508.5	1427.4	1338.6	1240.3	1143.1	1046.3	959.7
52.5°	1844.2	1773.0	1692.6	1611.5	1523.1	1423.4	1312.3	1196.5	1078.1	971.1	873.9
55°	1979.4	1889.9	1784.0	1679.5	1567.7	1442.0	1303.5	1161.8	1025.5	909.0	805.6
57.5°	2346.6	2225.7	2061.6	1916.6	1774.8	1591.8	1396.7	1222.1	1048.5	910.8	795.7
60°	2924.9	2728.0	2540.2	2319.2	2089.7	1838.8	1577.2	1341.9	1130.4	957.6	819.1
62.5°	3260.3	3052.4	2810.9	2543.1	2245.7	1940.0	1639.6	1364.9	1132.9	944.8	791.3
65°	3169.7	2960.7	2695.1	2421.1	2104.7	1792.0	1493.9	1230.1	1005.1	831.1	684.3
67.5°	2900.8	2682.3	2432.8	2128.8	1826.3	1536.6	1264.8	1016.4	817.3	655.1	525.4
70°	2509.5	2315.2	2074.8	1794.6	1501.2	1240.7	1011.6	787.7	619.3	470.6	368.3
72.5°	1862.5	1690.4	1540.3	1306.1	1091.3	887.0	700.4	548.0	403.0	304.7	234.5
75°	781.8	723.7	699.3	613.4	533.4	437.3	329.2	262.3	212.6	180.8	143.6
77.5°	189.6	189.6	178.3	167.0	153.4	138.8	122.8	109.6	103.0	97.2	92.4
80°	92.1	91.3	88.4	88.0	85.5	82.2	80.4	77.8	76.7	75.3	74.5
82.5°	64.7	64.3	63.2	64.7	64.3	65.8	66.5	66.9	66.9	67.2	67.6
85°	40.9	42.4	45.3	49.0	52.2	56.3	59.9	62.8	65.0	66.9	68.3
87.5°	25.9	29.6	31.8	37.3	42.7	49.0	55.9	58.8	61.4	61.7	59.6
90°	0.0	0.0	0.0	0.0	0.0	0.0	0.0	0.0	0.0	0.0	0.0



REPORT NUMBER: P144969

CATALOG NUMBER: CNC-E02-LED-E1-GL2-7030

CANDELA DISTRIBUTION (continued):

	106°	107°	108°	109°	110°	115°	125°	135°	145°	155°	165°
0°	581.3	581.3	581.3	581.3	581.3	581.3	581.3	581.3	581.3	581.3	581.3
2.5°	584.2	583.8	584.5	583.8	583.8	583.4	582.4	581.3	580.2	579.8	578.7
5°	598.4	598.4	599.2	597.7	598.1	596.6	593.3	589.7	586.4	583.4	580.2
7.5°	622.5	621.4	621.8	621.4	620.7	617.8	610.5	601.3	592.6	583.4	576.1
10°	654.7	652.5	652.5	651.8	650.7	646.7	631.3	613.0	594.8	578.3	566.3
12.5°	690.5	690.9	687.9	686.1	684.3	675.9	652.9	623.6	594.8	568.5	549.1
15°	727.8	727.4	724.1	723.0	719.0	706.6	671.9	629.1	587.8	549.1	520.2
17.5°	761.4	759.9	756.6	754.4	750.0	733.6	684.6	626.6	569.6	518.8	482.6
20°	792.1	790.2	787.3	783.3	778.9	755.2	689.4	613.4	540.7	482.6	446.1
22.5°	823.8	819.8	816.5	811.1	806.3	774.5	686.1	590.0	507.8	442.4	403.3
25°	859.3	854.5	847.6	841.0	833.7	790.2	677.0	560.8	468.4	399.0	359.5
27.5°	897.6	890.7	881.6	873.2	861.5	801.9	661.3	528.3	425.3	355.8	314.9
30°	938.2	925.4	914.1	901.3	886.3	807.4	638.6	488.1	377.8	312.0	271.1
32.5°	977.7	960.5	943.7	925.0	904.6	805.2	606.5	440.6	330.3	271.1	236.7
35°	1017.8	993.0	969.6	944.4	919.6	794.2	562.3	388.0	285.3	237.1	212.3
37.5°	1045.2	1014.2	983.1	952.8	922.8	770.5	503.4	329.2	244.8	212.6	194.7
40°	1059.1	1021.1	983.1	945.5	908.6	731.0	434.8	275.5	215.9	194.4	181.6
42.5°	1055.1	1008.0	960.8	916.3	871.0	668.2	360.2	231.3	195.8	180.1	168.8
45°	1021.9	965.6	911.9	864.8	808.1	587.5	295.9	203.9	180.5	168.4	157.8
47.5°	959.4	896.5	830.8	777.4	724.5	493.9	246.2	186.7	167.0	157.1	146.5
50°	879.7	807.0	741.3	683.6	631.7	406.6	212.3	172.1	156.0	147.6	136.3
52.5°	792.1	713.9	654.0	593.3	542.5	339.4	188.5	156.0	145.4	136.6	127.5
55°	719.4	647.0	586.0	525.0	473.8	297.0	168.8	143.6	135.5	126.4	119.1
57.5°	700.0	617.4	550.9	493.2	440.6	271.1	154.5	132.3	126.8	119.8	111.8
60°	708.0	617.1	542.5	479.3	424.2	250.3	143.9	124.6	120.2	114.0	105.6
62.5°	679.2	583.1	507.8	440.6	388.4	224.0	136.3	120.9	118.0	109.6	100.1
65°	578.7	490.7	418.3	360.2	315.3	188.5	130.1	124.2	121.3	106.7	96.4
67.5°	440.6	367.2	309.1	265.6	233.1	156.0	128.6	135.2	129.3	108.1	95.4
70°	304.7	249.2	211.9	185.6	165.1	131.5	133.3	147.2	138.8	112.9	101.6
72.5°	193.3	161.5	143.2	133.3	123.5	111.1	132.3	145.8	134.4	113.6	101.6
75°	123.9	110.7	104.5	100.8	97.9	96.8	116.5	119.8	108.1	98.6	94.6
77.5°	87.7	85.5	84.4	84.0	84.4	87.0	96.4	90.2	78.5	78.9	81.1
80°	74.2	74.2	73.4	73.8	74.5	75.6	77.1	66.5	60.3	65.0	72.3
82.5°	68.0	69.0	69.8	70.5	71.6	70.1	65.4	50.4	48.6	63.2	70.9
85°	69.0	69.0	69.4	70.1	70.5	63.2	54.4	38.0	37.3	70.9	66.9
87.5°	59.2	58.5	55.9	54.1	51.5	43.5	36.2	21.2	21.9	43.8	46.8
90°	0.0	0.0	0.0	0.0	0.0	0.0	0.0	0.0	0.0	0.0	0.0



REPORT NUMBER: P144969

CATALOG NUMBER: CNC-E02-LED-E1-GL2-7030

CANDELA DISTRIBUTION (continued):

	175°	180°
0°	581.3	581.3
2.5°	578.3	578.3
5°	578.3	578.3
7.5°	573.6	572.1
10°	559.7	557.9
12.5°	538.5	536.7
15°	506.0	503.8
17.5°	465.4	461.8
20°	423.1	417.9
22.5°	380.7	376.7
25°	337.2	333.6
27.5°	294.5	290.8
30°	255.0	253.5
32.5°	225.8	224.3
35°	204.2	203.5
37.5°	189.6	188.9
40°	176.8	176.1
42.5°	165.1	164.0
45°	153.4	153.8
47.5°	141.8	141.4
50°	131.5	131.5
52.5°	123.1	122.8
55°	115.4	115.1
57.5°	107.8	107.4
60°	101.2	100.1
62.5°	95.0	94.3
65°	91.0	90.6
67.5°	88.0	87.0
70°	87.3	84.4
72.5°	85.1	81.5
75°	80.0	78.2
77.5°	70.5	68.3
80°	54.4	50.4
82.5°	45.7	39.5
85°	33.6	31.1
87.5°	24.5	19.4
90°	0.0	0.0

(END OF REPORT)